

Program Outcomes: All Inpatient Groups

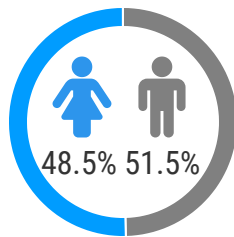
Helping our patients attain their greatest potential for independence

Persons Served

Spaulding Cape Cod Rehabilitation Hospital collects and reports information on the results achieved by our patients. This allows our staff to compare the functional improvement of SCC patients to similar patients across the region and nation.

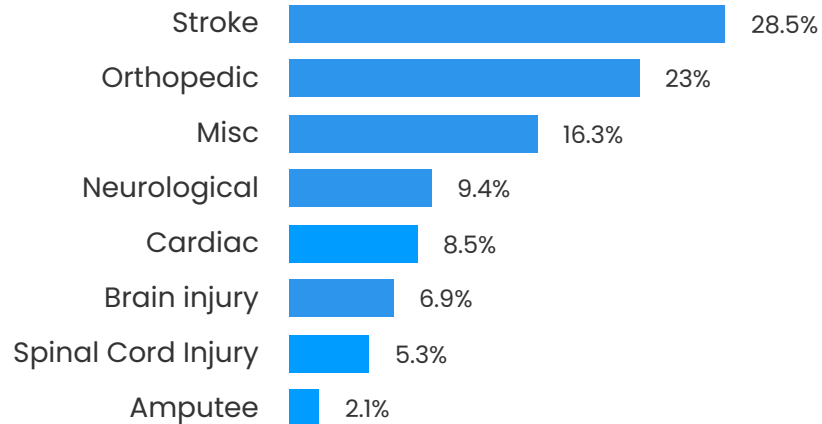
997 patients in 2021

| 2021 | SCC | Region |
|---------------------|---------|---------|
| Avg. Age | 74 | 71 |
| Avg. Length of Stay | 15 days | 14 days |



Patients Served by Diagnosis

SCC provides expert care for multiple Rehabilitation Impairment Categories.



Functional Improvement Quality Measures ¹

Multiple metrics are used to determine patient improvement throughout their inpatient stay. Patients are scored on their admission and again at discharge in the categories of Self-Care and Mobility, which includes multiple skills and abilities as shown in the graphic below. The improvements are measured by the change in score for both and can be compared with similar rehabilitation facilities. **Higher scores are better.**

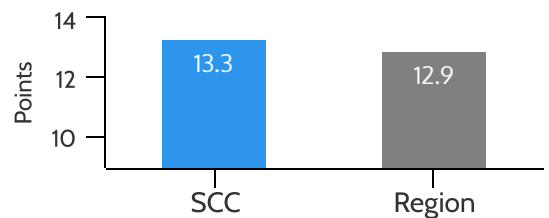
Self-Care

- Eating
- Oral hygiene
- Toilet hygiene
- Shower/bathe self
- Upper body dress
- Lower body dress
- Applying footwear

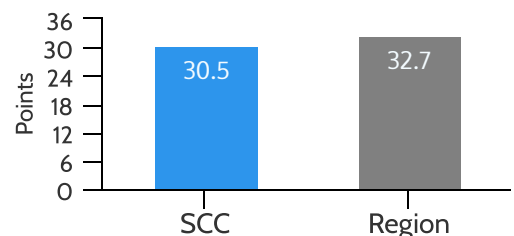
Mobility

- Rolling, lying down and sitting up in bed
- Sit to stand
- Transferring to and from bed and chair
- Transferring to and from toilet
- Transferring in and out of car
- Ambulation (walking)
- Climbing stairs
- Retrieval of item from ground
- Wheelchair mobility

Change in Self-Care Score



Change in Mobility Score

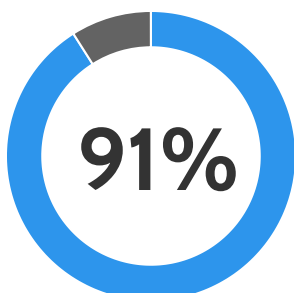


Therapy services are provided at a minimum of 15 hours per week (900 minutes over a rolling 7 day week from admission). All patients receive 24 hour physician & rehab nursing care.

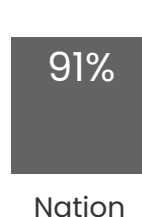

Patient Experience ^{2,3}

At Spaulding Cape Cod satisfaction with your experience is a high priority. SCC seeks patient feedback to continually improve the patient experience. Patients are surveyed just after discharge and again at 90 days to find out how our patients are functioning after leaving SCC. **Higher scores are better.**

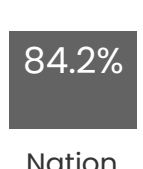
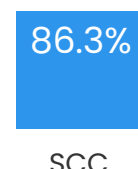
91% of patients would **highly recommend** Spaulding Cape Cod to friends and family.



Overall satisfaction at 90 days



The rehabilitation program improved my quality of life



All Inpatient Program Outcomes

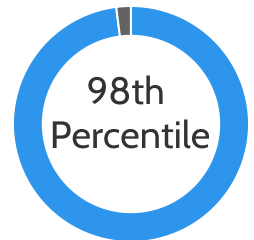
Helping our patients attain their greatest potential for independence

Patient Experience³

SCC scores above benchmark for all of the of the following survey questions related to quality of care for our patients on post-discharge surveys provided by NRC Health.

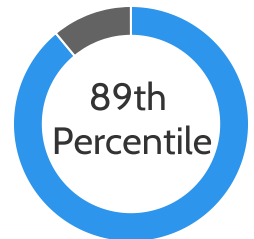
How likely would you be to recommend this facility to your family and friends?

The number of patients who would recommend SCC is in the 98th percentile of all Inpatient Rehabilitation Facilities that use NRC Health.



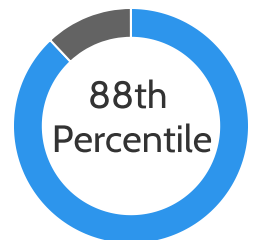
Did the care team prepare you and your family for discharge?

The number of patients and families that felt SCC prepared them for discharge is in the 89th percentile of all Inpatient Rehabilitation Facilities that use NRC Health.



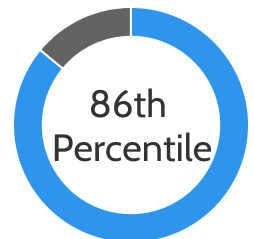
Was there good communication between the different clinicians?

The number of patients who agreed there was good communication between staff at SCC is in the 88th percentile of all Inpatient Rehabilitation Facilities that use NRC Health.



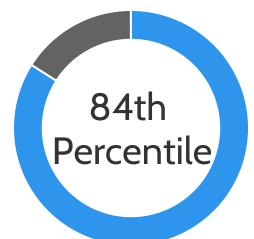
Did the nurses treat you with courtesy and respect?

The number of patients who agreed nursing staff treated them with courtesy and respect at SCC is in the 86th percentile of all Inpatient Rehabilitation Facilities that use NRC Health.



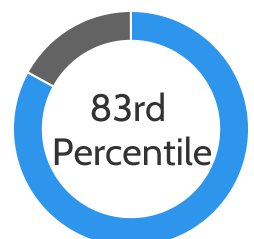
Did the therapist explain things in a way you could understand?

The number of patients who agreed that therapists explained things in a way they could understand at SCC is in the 84th percentile of all Inpatient Rehabilitation Facilities that use NRC Health.



Did the nurses explain things in a way you could understand?

The number of patients who agreed that nurses explained things in a way they could understand at SCC is in the 83rd percentile of all Inpatient Rehabilitation Facilities that use NRC Health.



All Inpatient Program Outcomes

Helping our patients attain their greatest potential for independence

Maintaining Your Improvement After Discharge

SCC compares functional performance at discharge from our facility to 90-days post-discharge to assess how our patients are functioning in their home environment. The following categories show SCC against national benchmarks. **Higher scores are more favorable.**

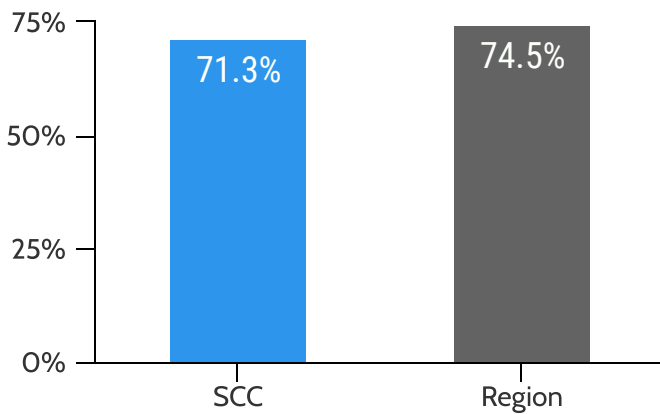


All Inpatient Program Outcomes

Helping our patients attain their greatest potential for independence

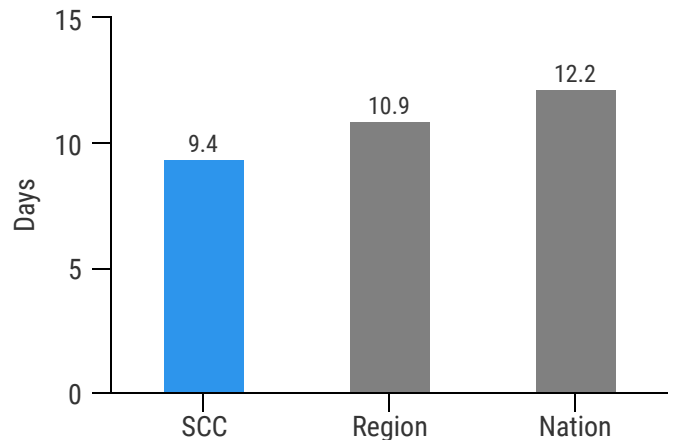
Discharge to Home/Community

SCC discharges patients back to home at a rate comparable to other similar facilities in the the region.

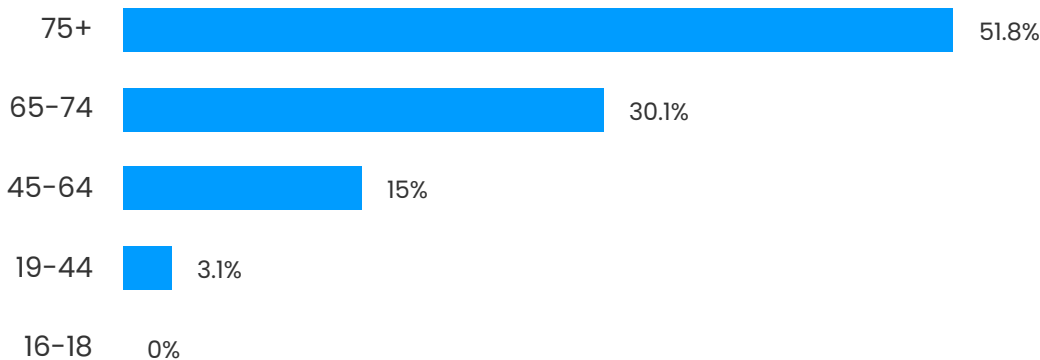


Getting Started Sooner

SCC admits patients on average 1-2 days earlier from the initial diagnosis than the region/nation. This means you or your loved one can start rehabilitation and take advantage of this critical period for recovery.



Age Groups Served



Discharge to Acute Care

SCC discharges patients back to acute care at a rate below other similar facilities in the the region.

